

CHECK IT OUT!

SCMR Needs Foster Homes



Help us save more dogs!

We are receiving more requests for help than we can accommodate. If you have room for one extra little sweetheart, please consider fostering for SCMR. Please go to our web site and fill out a foster application! If you have adopted from SCMR within the past year, you are already approved to foster. How easy is that?! 🐾

Hi! I'm Bridgette! And I've been meaning to write you for a long time now. I just celebrated my one year anniversary in my forever home. And if it weren't for the SCMR folks, who know what awful thing might have happened to me! Instead, I have the best home ever! I totally run this place!

I have a rhinestone collar, a huge toy box; and I sleep UNDER the covers! Best of all, I have three Fravanesse buddies that play with me every day. Every Tuesday I have six other dog buddies who come to the house just to play with me. It's exhausting! But it's my favorite day of the week, except maybe for when I get to go to the nursing home. Those old folks really know how to treat a little princess like me! They practically knock each other over getting to be first to cuddle me...it's totally awesome!

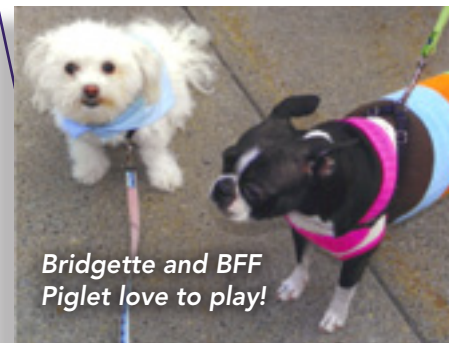
My life is really great; but I haven't forgotten that there are lots of other pups out there who haven't been so lucky. A couple of weeks ago, I won a prize for raising the most money in our SPCA March for the Animals. It was a lot of fun. And we helped lots of dogs and even some cats who haven't found their forever homes yet. I realized, though, that I need to thank the SCMR folks for finding me the best home ever, and for giving me the chance to do good things for other dogs and people too. You folks are the best! Thank you with all my heart!

Love and lots of puppy kisses,
Bridgette



Nancy & Alan Pederson proudly display Bridgette's certificate!

SCMR Gets A Letter From Bridgette



Bridgette and BFF Piglet love to play!



*Everyone loves Riley!
And from his picture,
you can see why!*

Riley Loves Livin' Large!

by Ellen Silvers

My husband David first saw Riley (then known as Danny) while looking at rescue sites close to home. I was in Florida with our daughter to help out after minor surgery. David sent me this adorable picture of Riley and said he was the cutest thing. I agreed, and we immediately contacted SCMR.

We met Mary outside of Chattanooga; and there he was, so little and adorable. While Mary and I sat on a blanket and talked, David walked Riley around on his leash and got to know him a little. We agreed he was to be ours.

How did we come to be known as Riley? After hearing his story of rescue, I decided that in his forever home he would be living the life of Riley!

(continued on page 4)

Candy & Malakai Love to Pile In With Big Brother Quannah!

These are the kind of bedbugs you want to have! Look at those faces! Kristie Bailey of Sharpsburg, GA, adopted Candy and Malakai a few months ago; and together with big brother Quannah, they've taken over the bed...and the house. Who could refuse faces like those?

We hope there is room in there for you, Kristie! Kristie is a treasured volunteer for SCMR and frequently sends us updates on her SCMR graduates. Candy and Malakai are obviously thriving in their forever home and love their great big playmate, Quannah! 🐾



Quannah, Candy & Malakai tangle together in the blankets during cuddle time!

GoodSearch
www.goodsearch.com

Enter SCMR as your charity of choice & SCMR earns money while you shop online!

BringFido PET FRIENDLY VACATIONS

BringFido.com has dog friendly city guides that rank more than 10,000 cities worldwide for dog friendliness. SCMR receives \$5 for each reservation made through BF.

SCMR Wish List

Expenses are going up and up. Please help our foster homes make ends meet by donating any of the following items:


- Stamps
- Cloth incontinence pads
- Harnesses & leashes
- Baby Wipes
- Paper towels
- Nature's Miracle
- Interceptor & K9 Advantix
- Life's Abundance food
- Disposable pee pads
- Doggie diapers
- Small & Med. Sweaters
- Gas Gift Cards (transports)

Knick Knack, Paddywack...Don't Give Your Dog a Bone!

You've just finished a big weekend family dinner; and you are wondering what to do with the bones from the ham and roast, when in trots your big black Labrador Retriever. He longingly looks at the bones and gives you his saddest puppy eyes. You fall for his begging and think that the bones would be perfect for him to chew on. Even though your vet has told you before that it's a bad idea to give bones to your dog, you still think that these particular bones are big enough that your dog won't get hurt. After all, he hasn't had problems chewing on bones in the past, so what harm could these two bones do? Well, here are eleven reasons why you should think twice before giving your dog any cooked bones to chew on:

1. Broken teeth. (Veterinary dentistry—very expensive)
2. Mouth or tongue injuries. (Very bloody and messy.)
3. Bone could get stuck around the dog's lower jaw. (May look funny, but it's not. Time to see your vet.)
4. Bone could get stuck in your dog's esophagus (food tube). (Time to see your vet.)
5. Bone could get stuck in your dog's windpipe if he accidentally inhales a small enough piece. (This is an emergency! Very dangerous.)
6. Bone can get stuck in the stomach. (It went in just fine, but is too big to pass out of the stomach into the intestines. Time for surgery.)
7. Bone can get stuck in the intestines and cause a major blockage. (Time for surgery.)
8. Constipation due to bone shards. (Your dog can't pass the bone shards because they're very sharp and are scraping the inside of your dog's intestines, causing him severe pain. Time to see your vet.)
9. Severe bleeding from the rectum. (Known in veterinary speak as Hemorrhagic Gastroenteritis—or HGE. Very messy and dangerous.)
10. Peritonitis. (A difficult-to-treat bacterial infection of the abdomen caused when bone shards poke holes in your dog's stomach or intestines. This can kill your dog.)
11. Death.

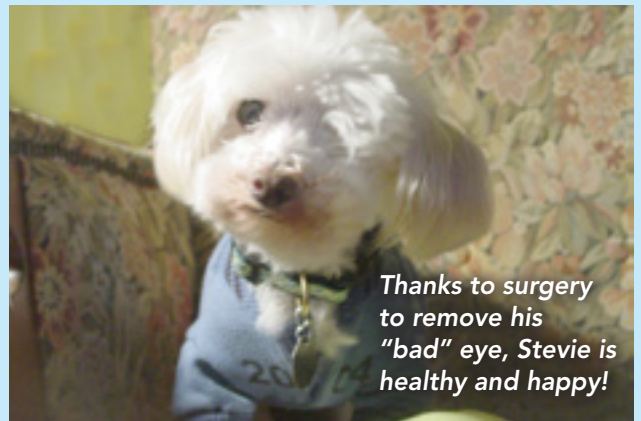
Always talk with your veterinarian first before you give bones to your dog. And always, if your dog "just isn't acting right," call your vet right away! 🐾



Life is good in Savannah's happy world!

Savannah Update: My First Christmas in my Castle!

Savannah savors Christmas morning as the world revolves around her! It's hard to believe that a few months ago, this little girl was having heart surgery to save her life! Savannah is now queen of her castle thanks to the generosity of SCMR's many donors and supporters who helped make her surgery possible! 🐾



Thanks to surgery to remove his "bad" eye, Stevie is healthy and happy!

Stevie Wonder Would Like to Be Your Miracle Boy!

It's Blue Skies for Stevie! He astonished his vet when he was recently examined. His cancer is in remission, and he is in excellent health! Talk about good things coming in small packages...Stevie has so much to offer! At about seven pounds of solid boy, Stevie thinks he is just as big and tough as all the other guys and isn't afraid to let them know it!

Yet he is sweet and affectionate...everything anyone could want for a little friend. He sleeps all night in the biggest dog bed but usually wants to cuddle in the wee hours. And he loves a good chest and tummy rub! He is our Miracle Boy! God gave Stevie a second chance at finding a forever family. Won't you give him one too? He's a real wonder! 🐾

BE MINE!



TREATS FOR TRICKS!

Valentine Cookies for Fido

Ingredients:

1 cup quick-cooking rolled oats	1 tsp. granulated sugar
1 cup boiling water	1 cup peanut butter
2 tsp. beef bouillon granules (optional)	1/2 cup milk
1/3 cup melted margarine	1 whole egg, lightly beaten
1/2 cup cornmeal	3 cups (or a little more) whole wheat flour or brown rice flour

Directions:

1. Preheat oven to 325 degrees F.
2. Place oats in bowl and pour boiling water on top. Stir in bouillon granules (if using). Mix and let stand 10 minutes.
3. To the oat mixture, add melted margarine, cornmeal, sugar, peanut butter, egg, and milk. Mix well.
4. Gradually add just enough flour to form a stiff dough.
5. Knead dough for several minutes until it is smooth and not sticky, adding flour as necessary.
6. Roll dough to 1/2" thickness & cut into heart shapes.
7. Place cookies 1/2" to 1" apart on lightly greased cookie sheet.
8. Bake for 35 to 45 minutes until golden (check on cookies in 30 minutes to make sure that the bottoms aren't browning too much). Allow to cool. 🐾



Thank you to our Angels! All donations are greatly appreciated, no matter how large or small!

Riley Loves Livin' Large (continued from page 2)

What a joy and love bug he is! We call him our ambassador of love. Everyone who meets him, from groomers to vets, falls in love with him. Friends want to dognap him from us! He greets everyone who visits with boundless love and kisses.

He, Dagger and Chloe all sleep in bed with us (yes we have a king size); and the minute Riley hears me stirring in the morning, I am showered with kisses. Never again will we purchase a pup. We will always rescue, and SCMR will be the first place we contact.

Thank you SCMR from the bottom of our hearts for bringing this precious bundle of love to our lives. Three months earlier we lost our thirty-six year old son to cancer. Having rescued his boy, Wrangler, my son asked me never to buy another dog. And I promised. After losing Bill, I needed something to fill the hole in my heart. Riley surely has helped in doing that, though Bill is never out of my thoughts. Riley makes us laugh with his antics, he is soooooo funny!!!! 🐾